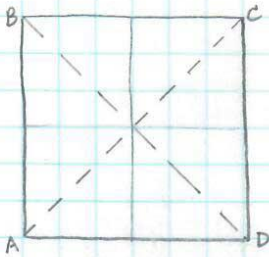
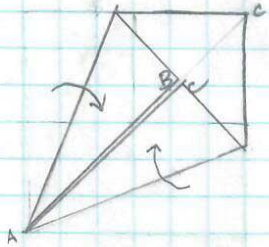


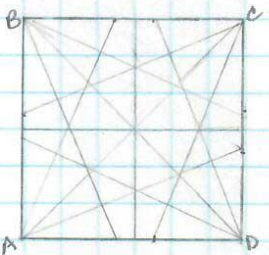
FOLD SQUARE
PAPER IN
HALF
AND IN HALF
AGAIN



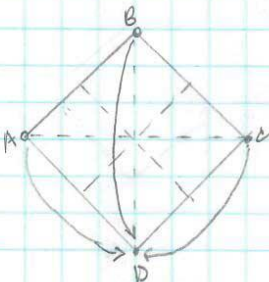
FOLD PAPER
IN HALF
DIAGONALLY
AND AGAIN



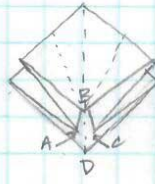
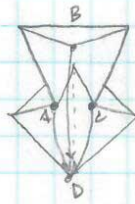
FOLD CORNER
B AND EDGE
AB TO CENTER
FOLD. DO SAME
WITH CORNER C
AND EDGE CD

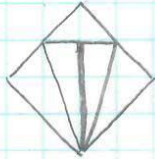
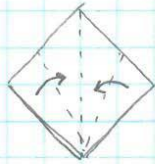


REPEAT ABOVE
FOR ALL CORNERS
YOU SHOULD HAVE
3 FOLD LINES
FROM EACH
CORNER

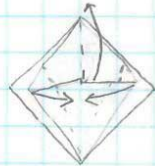
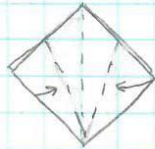


FOLD B DOWN TO D
WHILE PUSHING A+C
TO INSIDE

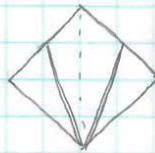
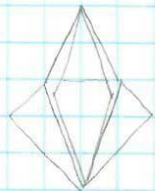




REFOLD KITE
ALONG FOLD LINES
AND UNFOLD



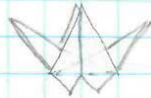
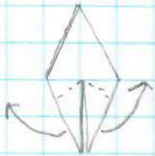
PUSH SIDES INTO
CENTER



TURN SHAPE OVER
REPEAT ON
OTHER SIDE



LIFT FRONT FLAP
AND FOLD
TURN OVER AND
REPEAT



FOLD TWO "LEGS"
ALONG CREASE
AND PUSH TO
INSIDE



MAKE BEAK
FOLD WINGS DOWN
ALONG CREASE
HOLD BIRD AT DOT
AND GENTLY PULL TAIL